



## **CERTIFICATE OF ANALYSIS**

### **Purified AAV1-empty (Lot 14-061)**

(for research use only)

### **Storage Conditions**

The AAV vectors should be stored at -80°C for long term usage. When storing for frequent use, 4°C is recommended. Avoid storing at -20°C.

### **Shelf Life**

2 years when stored at -80°C. (AAV)

### **Shipping Conditions**

Ice packs overnight

### **Description**

AAV1-empty was produced in insect Sf9 cells by single infection with rBV-inCap1-inRepCap-kozak-hr2 (V291) (Fig 2).

The vectors were purified through 2 rounds of CsCl ultracentrifugations. The CsCl was removed through buffer exchange with 2 PD-10 desalting columns.

The vectors are for research use only, not for any human use.

### **Capsid Titer**

Lot 14-061: 2E+13 vg/ mL (final diluted)



### Quality Control Data

The vectors were sterilized with 0.22 $\mu$ m filter. SDS-PAGE and InstantBlue Staining (Expedeon) verified the purity of the vectors (Fig. 1). OD analysis determined the titers of the AAV samples.

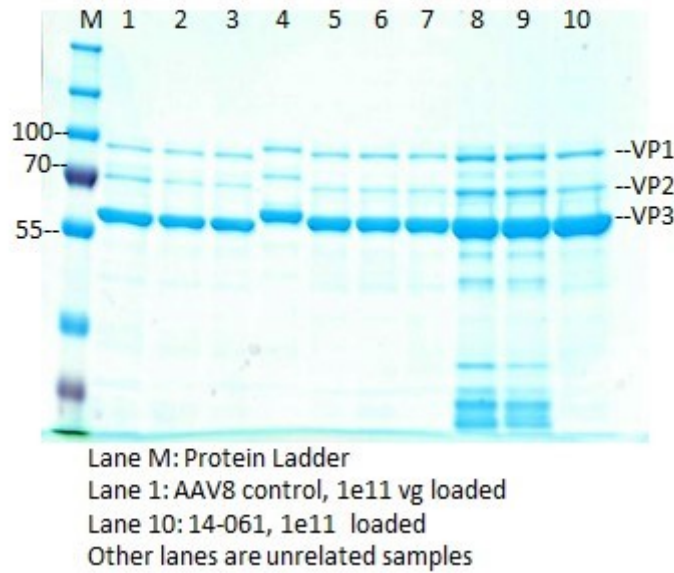


Fig. 1. SDS-PAGE and InstantBlue Staining of purified AAV1-empty (Lot: 14-061).



**Plasmids map**

Created with SnapGene®

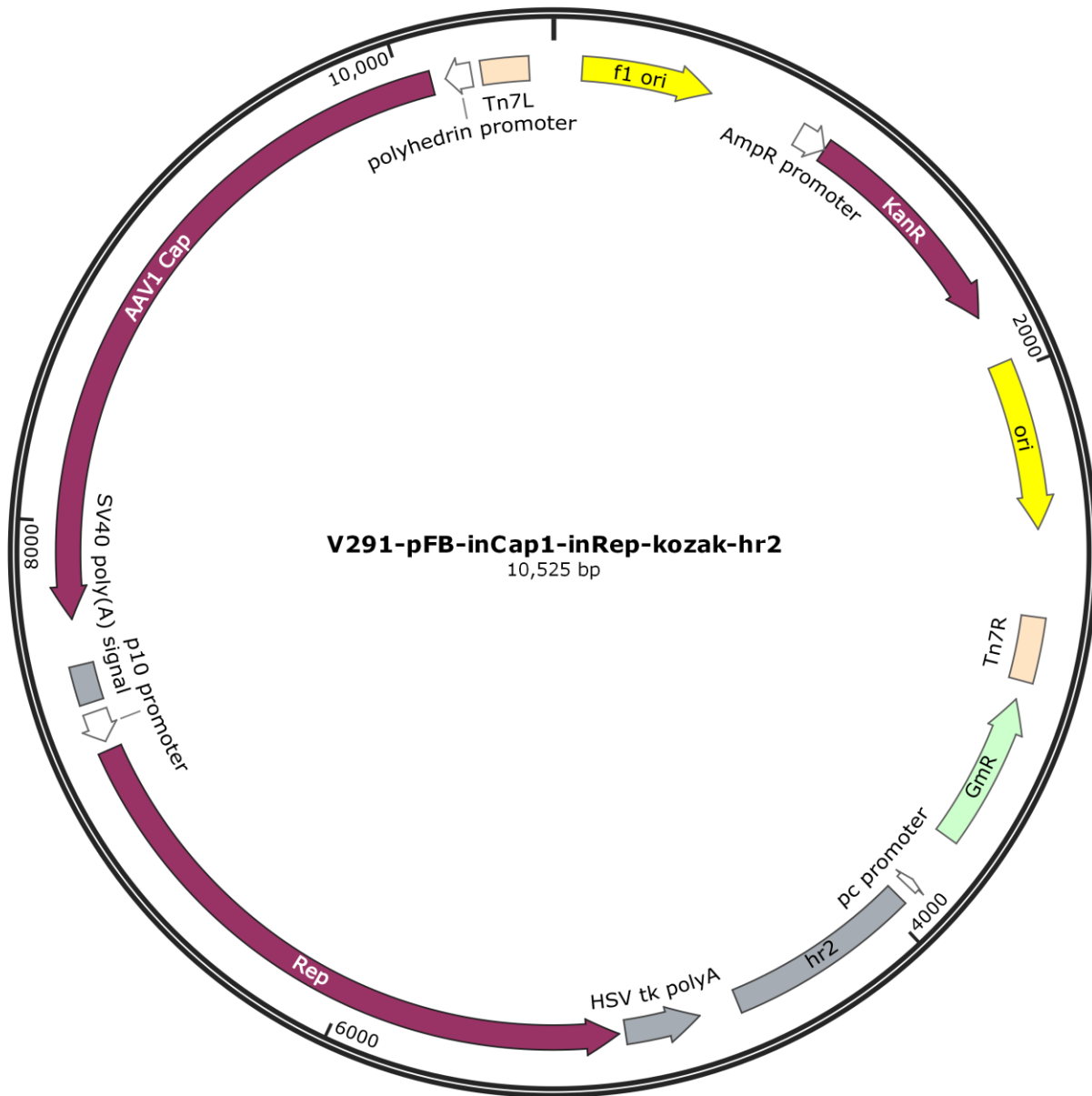



Fig. 2. Diagram of plasmid used to generate rBV- inCap1-inRepCap-kozak-hr2 (V291).

Approved by:  Thursday, November 04, 2021