



CERTIFICATE OF ANALYSIS

Purified AAV2-CMV-Laz (Lot 21-614) (for research use only)

Storage Conditions

The AAV vectors should be stored at -80°C for long term usage. When storing for frequent use, 4°C is recommended. Avoid storing at -20°C. The plasmid should be stored at -20°C for long term usage.

Instruction

Due to the nature of AAV2 is prompt to aggregate, please vortex and sonicate the AAV2 viruses prior to usage.

Shelf Life

5 years when stored at -80°C. (AAV)

Shipping Conditions

Ice packs international priority

Description

AAV2-CMV-Laz was produced in insect Sf9 cells by infection with rBV-inCap2-inRepCap-kozak-hr2 (V449) (Fig 2) and rBV-CMV-Laz (Fig 3).

The vectors were purified through 2 rounds of CsCl ultracentrifugations. The CsCl was removed through buffer exchange with 2 PD-10 desalting columns. The AAVs are in 1xPBS+100 mM sodium citrate+ 0.001% pluronic F-68 buffer.

The vectors are for research use only, not for any human use.

qPCR Titer

Lot 21-614: 2E+13 vg/ mL (final diluted)

Quality Control Data

The vectors were sterilized with 0.22 μ m filter. SDS-PAGE and InstantBlue Staining (Expedeon) verified the purity of the vectors (Fig. 1). Real-time PCR analysis determined the titers of the AAV samples.

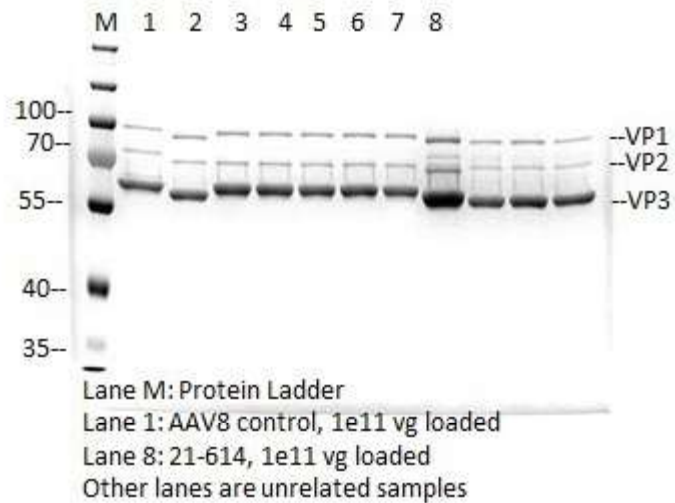


Fig. 1. SDS-PAGE and InstantBlue Staining of purified AAV2-CMV-Laz (Lot: 21-614).



Plasmids map

Created with SnapGene®

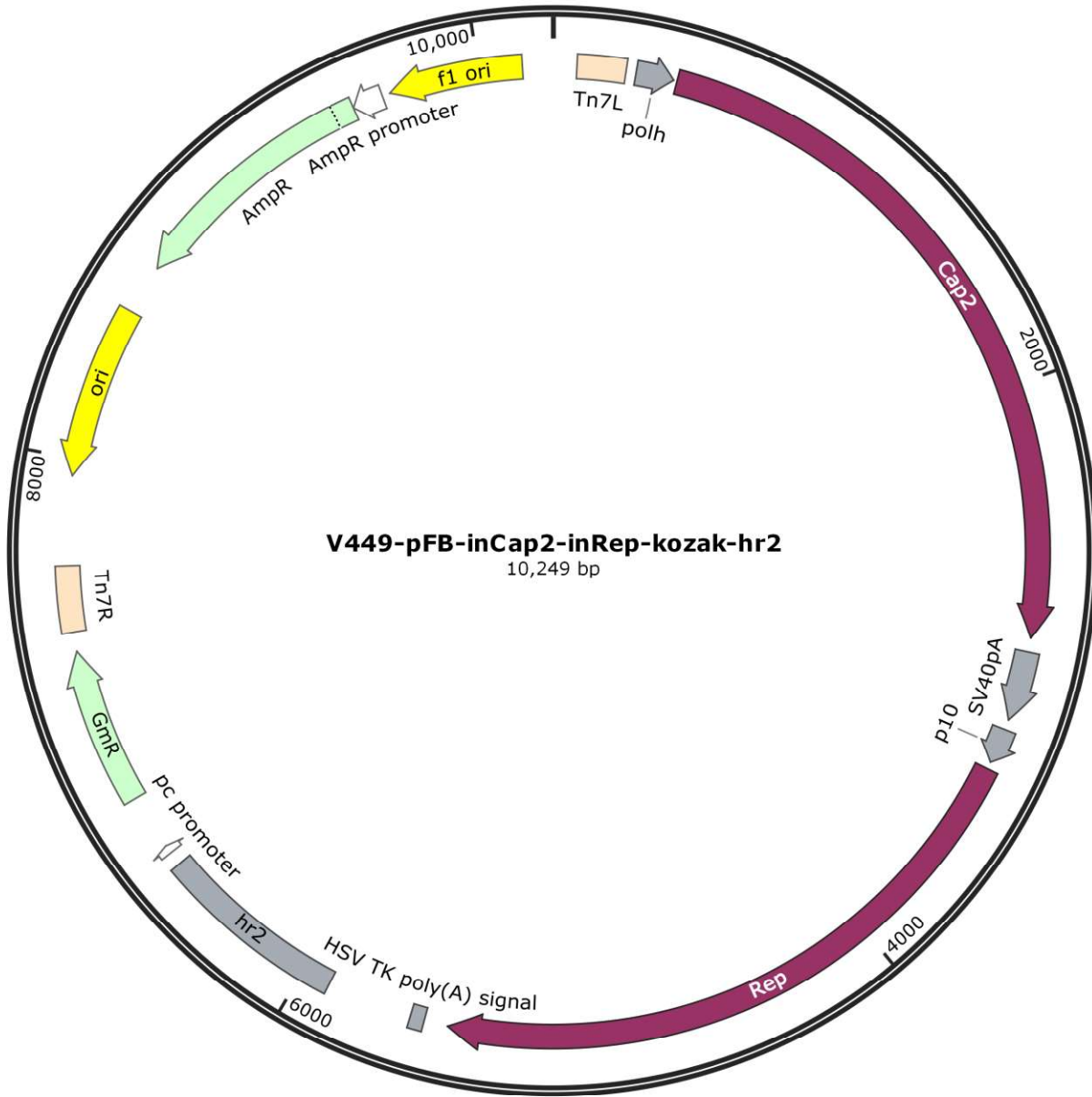


Fig. 2. Diagram of plasmid used to generate rBV- inCap2-inRepCap-kozak-hr2 (V449).

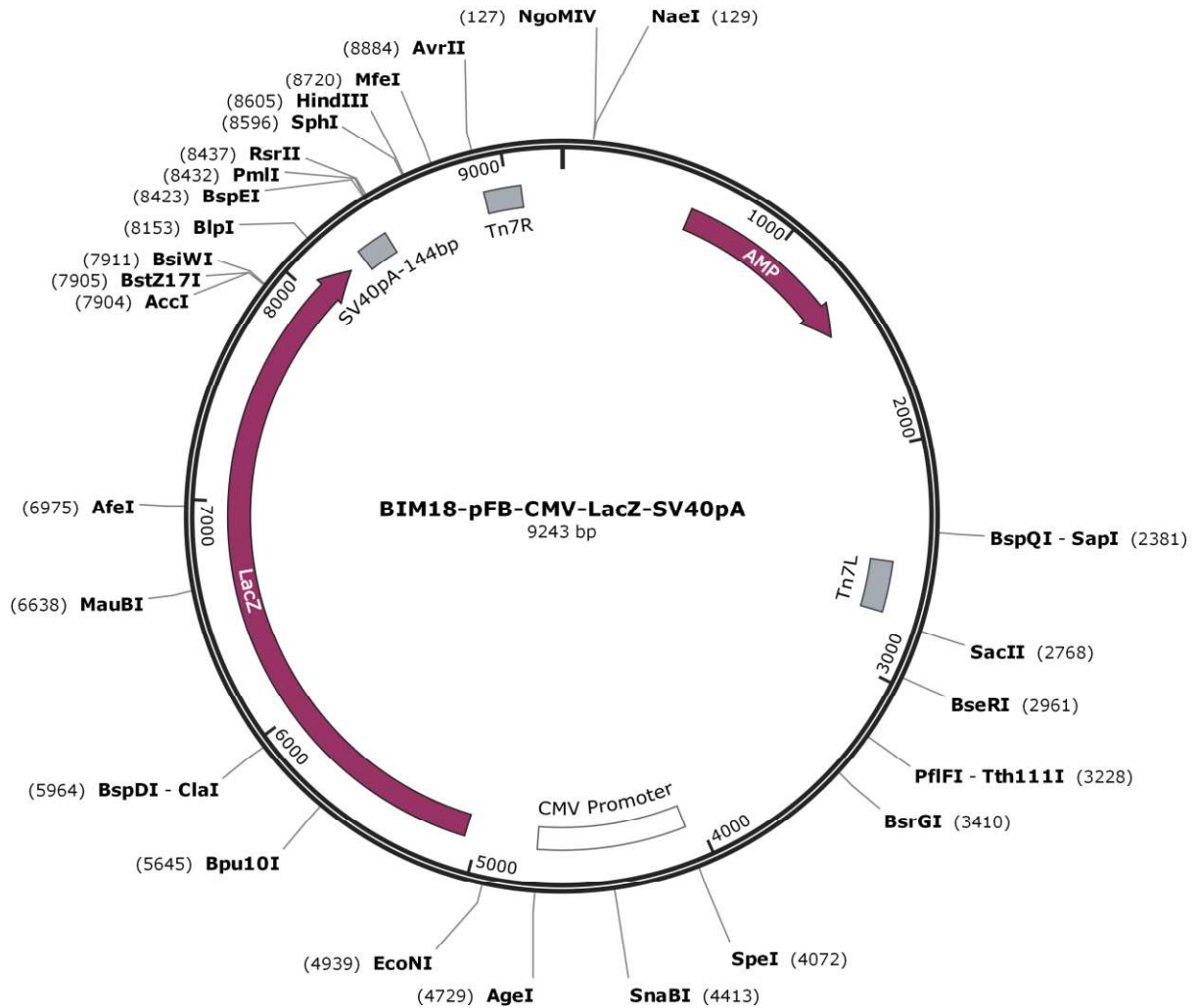


Fig. 3. Diagram of plasmid used to generate rBV- CMV-Laz

Approved by: *nicky zhou* Thursday, January 13, 2022