



CERTIFICATE OF ANALYSIS

Purified AAV5-CMV-GFP (Lot 17-598)

(for research use only)

Storage Conditions

The AAV vectors should be stored at -80°C for long term usage. When storing for frequent use, 4°C is recommended. Avoid storing at -20°C.

Shelf Life

3 years when stored at -80°C. (AAV)

Shipping Conditions

Ice packs overnight

Description

AAV5-CMV-GFP was produced in insect Sf9 cells by dual infection with rBV-inCap5-inRepCap-kozak-hr2 (V295) (Fig 2) and rBV-CMV-GFP (Fig 3).

The vectors were purified through 2 rounds of CsCl ultracentrifugations. The CsCl was removed through buffer exchange with 2 PD-10 desalting columns.

The vectors are for research use only, not for any human use.

qPCR Titer

Lot 17-598: 2E+13 vg/ mL (final diluted)



Quality Control Data

The vectors were sterilized with 0.22 μ m filter. SDS-PAGE and InstantBlue Staining (Expedeon) verified the purity of the vectors (Fig. 1). OD analysis determined the titers of the AAV samples.

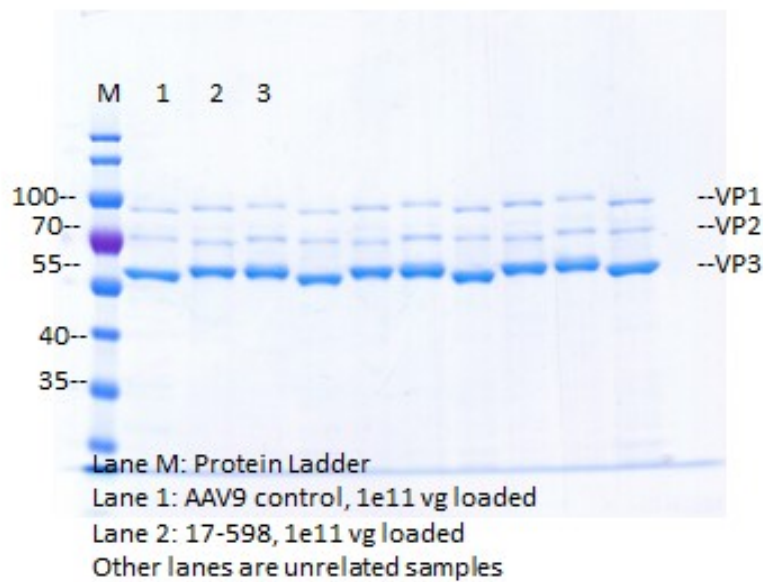


Fig. 1. SDS-PAGE and InstantBlue Staining of purified AAV5-CMV-GFP (Lot: 17-598).



Plasmids map

Created with SnapGene®

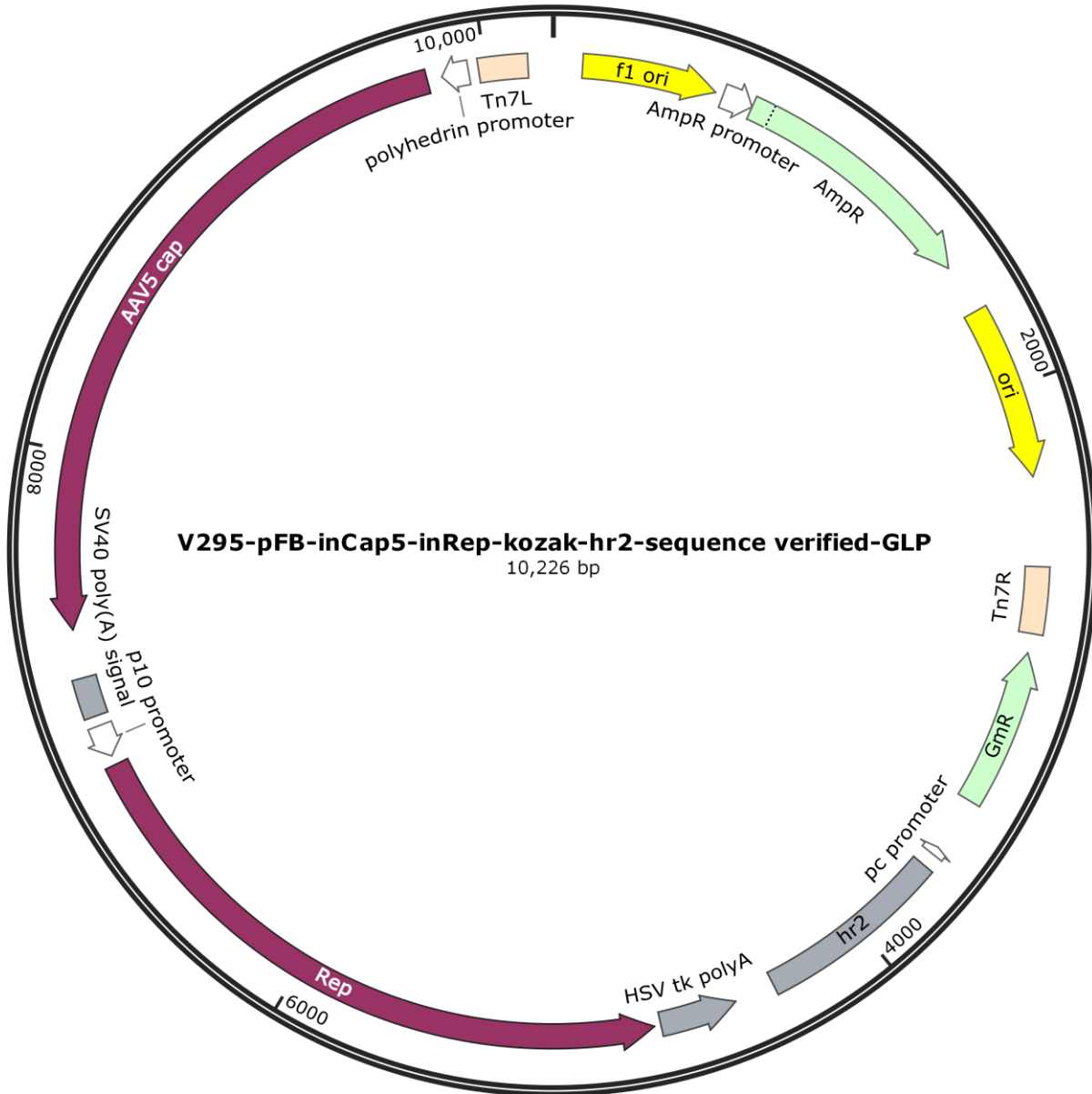


Fig. 2. Diagram of plasmid used to generate rBV- inCap5-inRepCap-kozak-hr2 (V295).

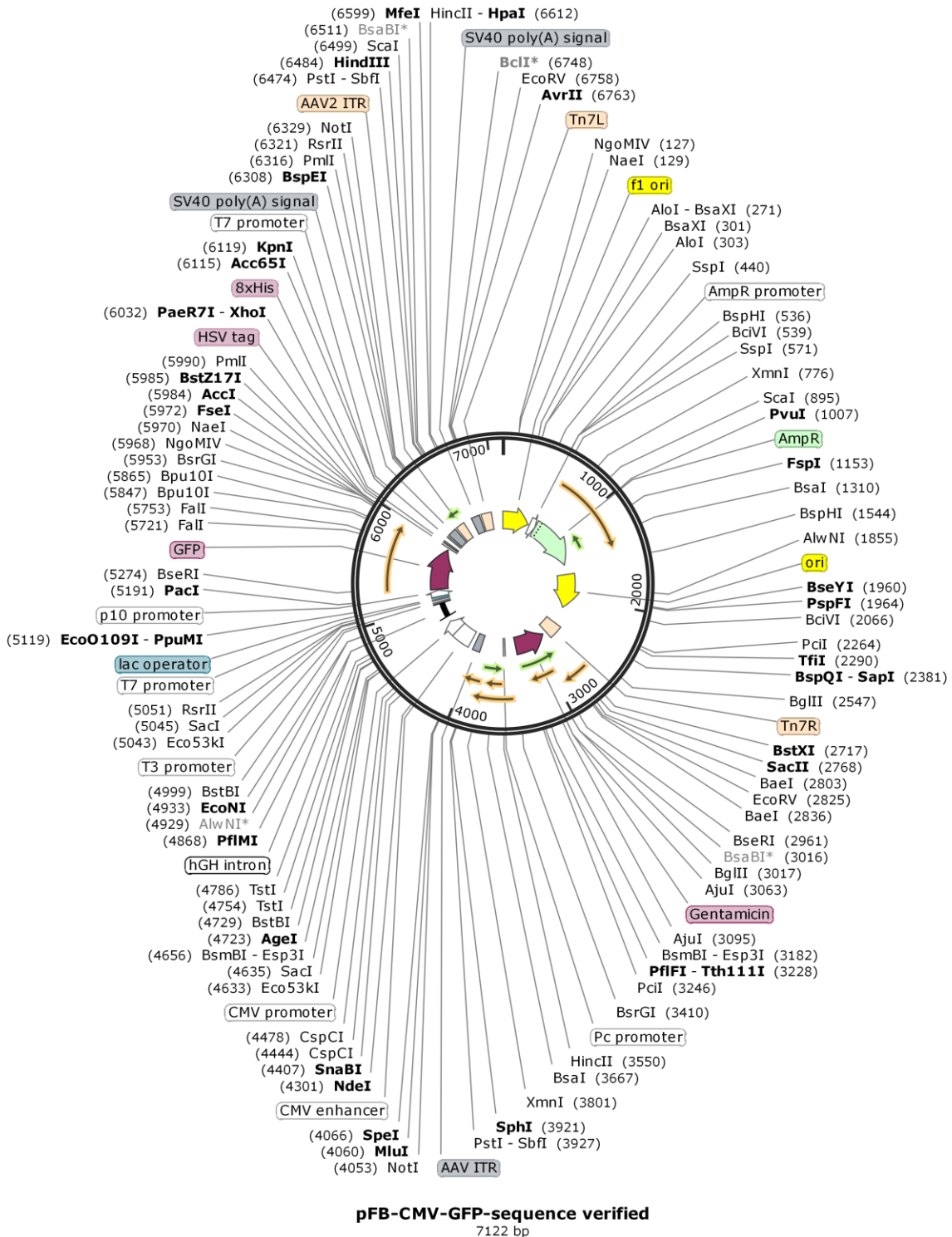


Fig. 3. Diagram of plasmid used to generate rBV- CMV-GFP

Approved by:  Tuesday, September 07, 2021