



## **CERTIFICATE OF ANALYSIS**

### **Purified AAV5-empty (Lot 19-529E)**

(for research use only)

### **Storage Conditions**

The AAV vectors should be stored at -80°C for long term usage. When storing for frequent use, 4°C is recommended. Avoid storing at -20°C.

### **Shelf Life**

4 years when stored at -80°C. (AAV)

### **Shipping Conditions**

Ice packs Overnight

### **Description**

AAV5-empty was produced in insect Sf9 cells by infection with rBV-inCap5-inRepCap-kozak-hr2 (V295) (Fig 2).

The vectors were purified through 2 rounds of CsCl ultracentrifugations. The CsCl was removed through buffer exchange with 2 PD-10 desalting columns. The final AAVs are in 1xPBs+0.001% pluronic F-68 buffer.

The vectors are for research use only, not for any human use.

### **Capsid Titer**

Lot 19-529E: 1E+13 vg/ mL (final diluted)



### Quality Control Data

The vectors were sterilized with 0.22 $\mu$ m filter. SDS-PAGE and InstantBlue Staining (Expedeon) verified the purity of the vectors (Fig. 1). OD analysis determined the titers of the AAV samples.

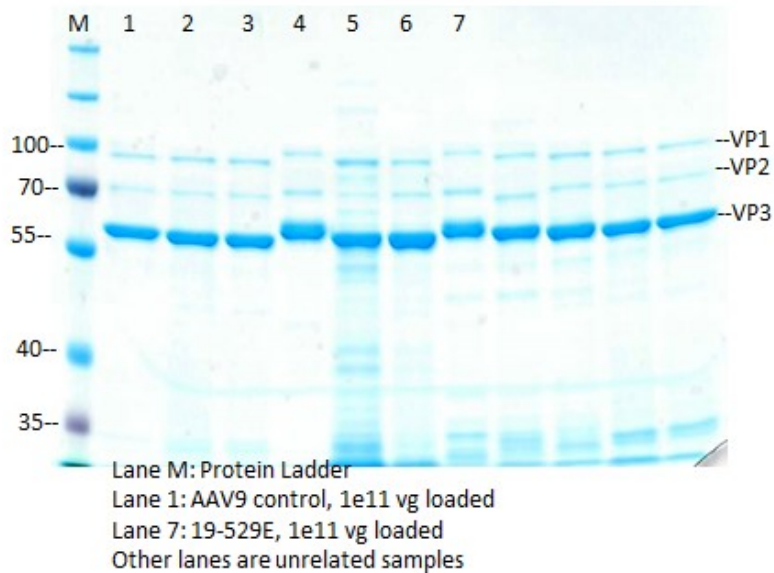


Fig. 1. SDS-PAGE and InstantBlue Staining of purified AAV5-empty (Lot: 19-529E).

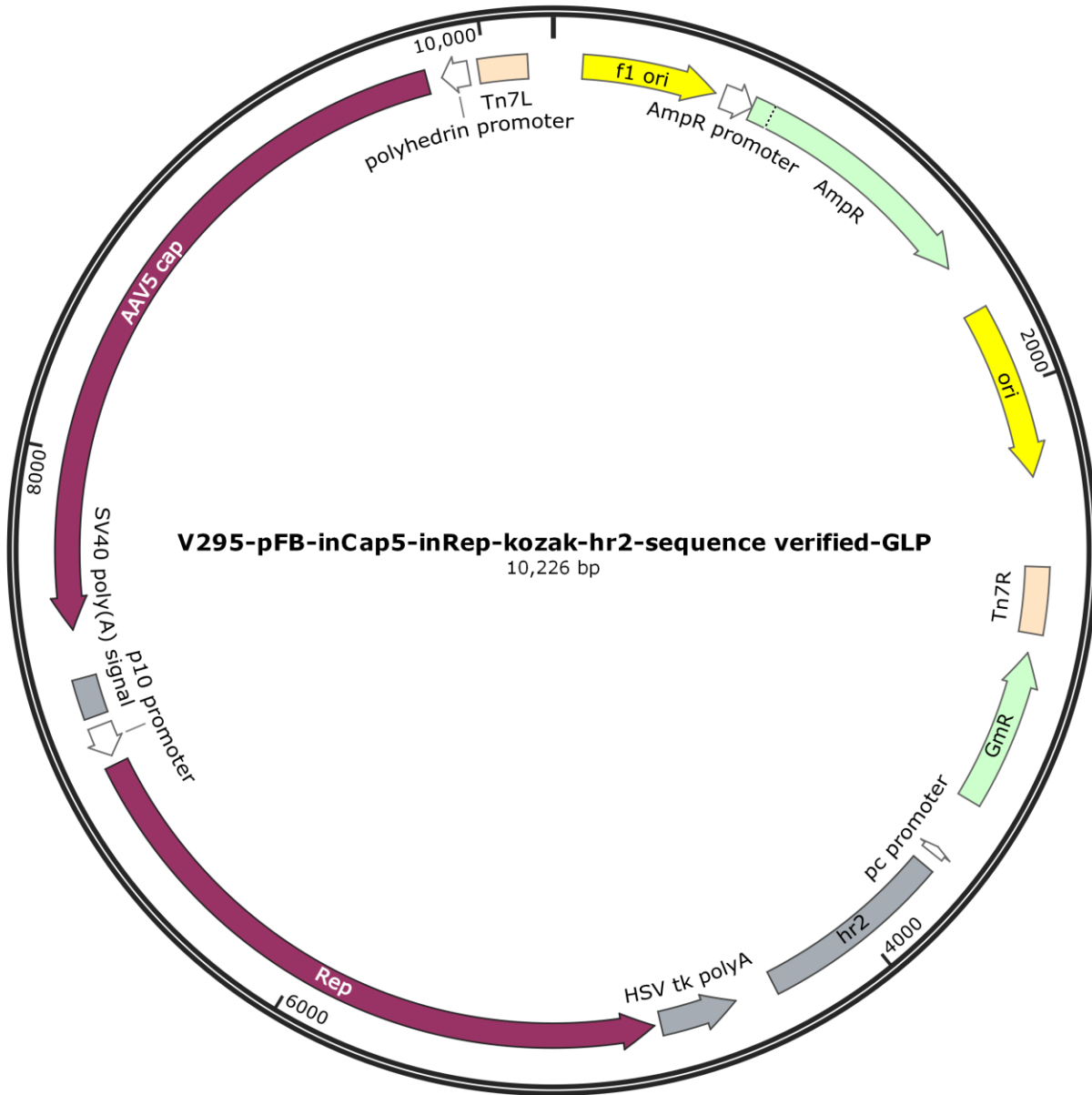



Fig. 2. Diagram of plasmid used to generate rBV- inCap5-inRepCap-kozak-hr2 (V295).

Approved by:  Thursday, November 11, 2021